

COMMON UNITY = Community

The power of technology to nurture innovation and benefit the greater good. Brought to you by HPE and Tech Data, Common Unity is packed with solutions to help your community stay ahead.

MAKE THE SWITCH

MODERNIZE YOUR OPERATING SYSTEM FOR MAXIMUM SECURITY

Welcome! We created the following roadmap with one distinct goal: to help you secure your business from cyber threats by upgrading your operating system.



INTRODUCTION

With cybercrime at an all-time high across the globe, diverse businesses – from manufacturing and finance to the public sector and healthcare – share a common trait. They need to modernize their operating systems for maximum security.

HPE, Intel and Microsoft are committed to helping you make that upgrade progress smoothly and effectively. Use our roadmap for direction on how to approach the process and drive security-driven outcomes for your business – no matter your size, scope or location.

In our roadmap, you'll find:



Detailed steps to get your upgrade underway



Questions to ask and guidelines for action



Access to a resource library housing content to help you upgrade

We look forward to partnering with you to successfully modernize your operating system today!

Questions? We're here for you.

3 STEPS TO SECURING YOUR BUSINESS

01 AUDIT

To kick off your operating system upgrade, you'll first want to get a lay of the land. Get familiar with your organization's operating system needs by conducting a thorough appraisal of your portfolio. Which applications are you currently running? Now is the time to find out.



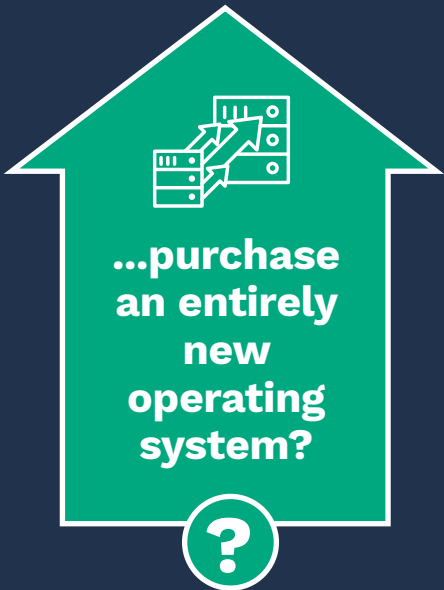
As you perform your audit, be sure to create a detailed log of your findings. Are you running legacy systems? If yes, how many? You'll also want to take stock of whether you're running both legacy hardware and software devices, and have a thorough understanding of whether they are compatible with modernized servers.

3 STEPS TO SECURING
YOUR BUSINESS

02 ASSESS

Next, ascertain your best course of action. Form a tiger team that’s dedicated to making your upgrade a reality. Review your audit and establish which members of your team are going to carry out specific upgrade actions. Then, together as a team, ask the following questions to determine which action plan you want to take.

Should we...



**...purchase
an entirely
new
operating
system?**

?


If your audit reveals that you are running legacy systems, an entirely new operating system may be your best course of action.



**...migrate
some
(but not all)
of our
applications?**

?

Your audit will reveal which applications are safe to run and which are legacy and need to be upgraded.



**...choose a
cloud-based
alternative?
And if yes,
which one?**

?

Refer to your audit and connect with an HPE expert who can walk you through your cloud based options.

Finally, the assessment phase is where you’ll want to ensure that you have the right resources, like manpower and budget, in place. If your assessment meets your criteria, then you’re ready to move to your next step and execute on your upgrade decisions.

3 STEPS TO SECURING
YOUR BUSINESS

03 ACT

Now it's time to plot the right resources for your upgrade project. Use our 5-part checklist to craft a basic implementation timeline and budget.



COMMON UNITY = Community

A SUCCESSFUL UPGRADE STARTS NOW


Are you ready to ensure that your operation system is supported and can face whatever threats come your way? If you answered yes, then it's time for a partnership – one with a provider who can meet your needs.

At HPE, we work with you to address your specific needs, and pair you with a Solutions Architect who can meet them. Our experts are aligned to your business goals. So, no matter where you are in your upgrade journey, we have the right resources for you. Simply fill out the form below, and one of our specialists will reach out to you to start the conversation.

CONTENT LIBRARY




And be sure to visit our resource library, where you'll find tools and assets – all curated to guide you on your upgrade journey




HPE Credential Guard and Device Guard White Paper



HPE Just Enough Administration (JEA) Blog Post



HPE Gen10 Security Reference Guide (PDF)



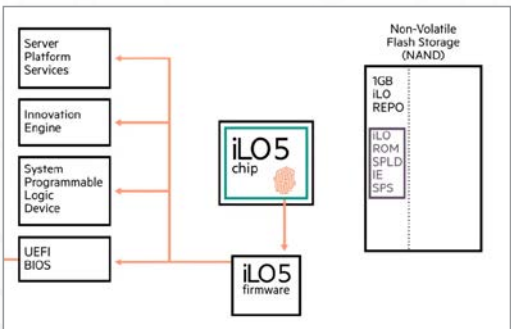
HPE Locks Down Server Security: New Security Levels for More Complex Environments & Increased Threats (PDF)



Confidence at the Core: With Industry-defining Protection that's Built into the Silicon, Hewlett Packard Enterprise Builds the world's Most Secure Servers (PDF)



Rooted in Trust Video



Fortify with Firmware Security